



中国石化
SINOPEC

2023

2023 4 28



中国石油化工股份有限公司
SINOPEC CORP.

"

"

(

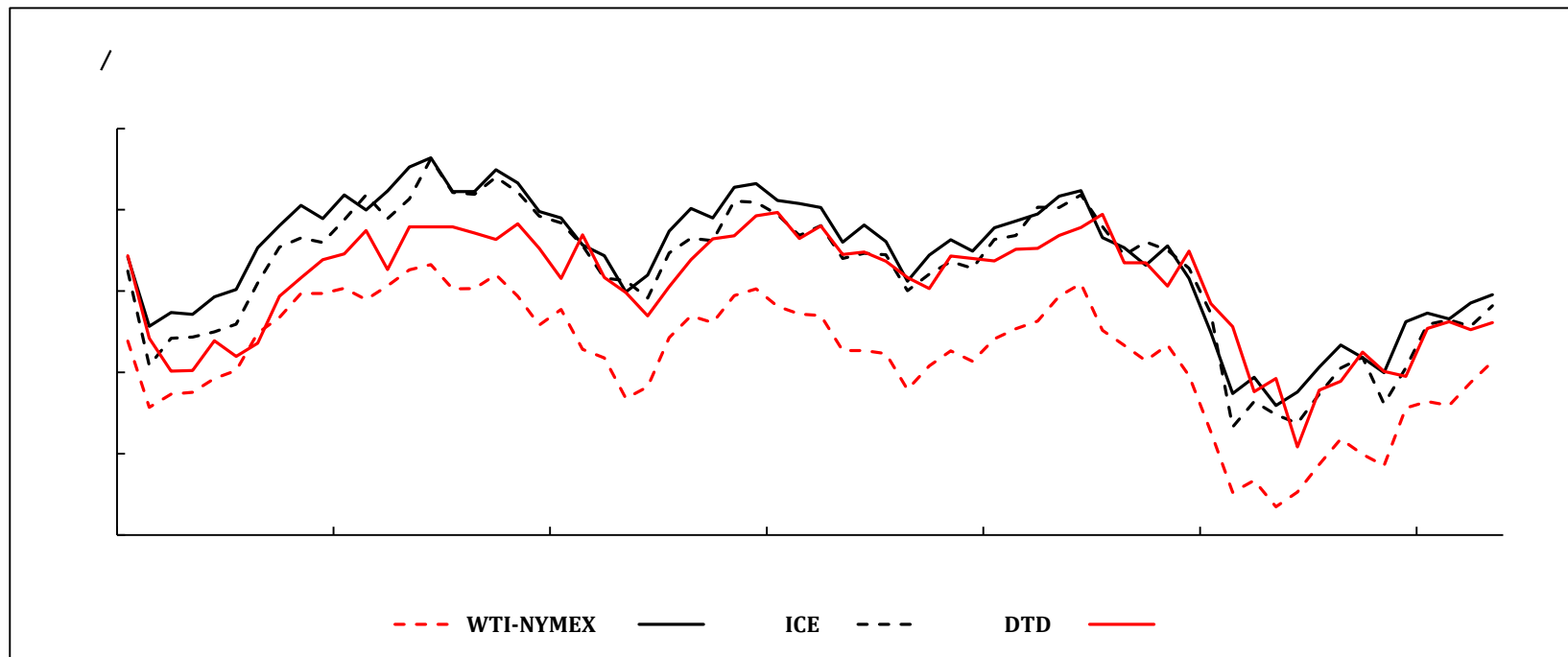
)



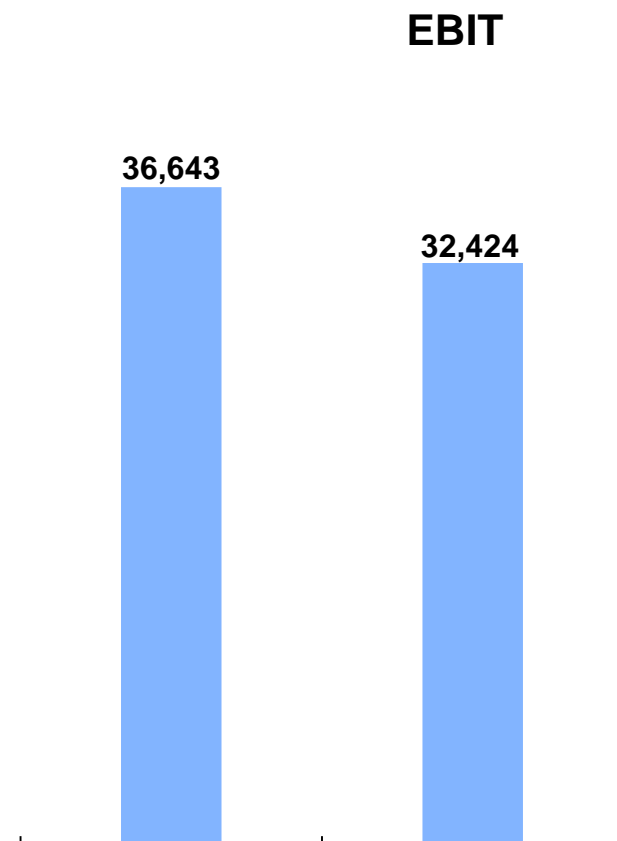
2023

GDP 4.5%

-
-
-



	1Q 2022	1Q 2023	(%)
	771,386	791,331	2.6
EBIT	36,643	32,424	(11.5)
	23,533	20,740	(11.9)
	0.194	0.173	(10.8)



	2022 12 31	2023 3 31
	1,951,121	2,011,153
	66,329	121,647
	107,961	142,898
	787,600	806,099
%	51.85	52.30



	1Q 2022	1Q 2023	%
	(46,781)	(18,397)	-
	(38,080)	(54,289)	-
	58,780	82,285	40.0

	2022 12 31	2023 3 31	%
()	145,052	175,582	21.0





5.3%



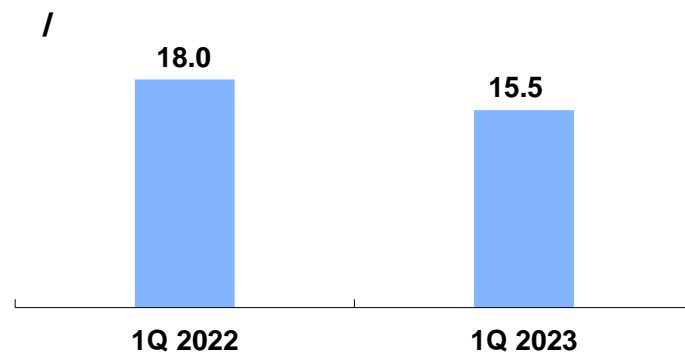
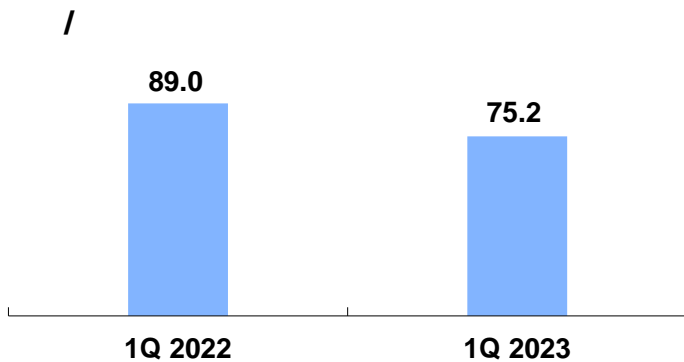
LNG

	1Q 2022	1Q 2023	(%)
()	121.41	124.60	2.6
()	69.07	69.49	0.6
	61.60	61.86	0.4
	7.47	7.63	2.1
()	313.94	330.47	5.3

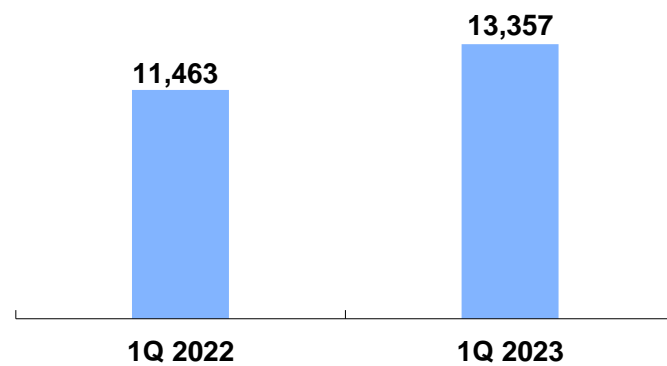
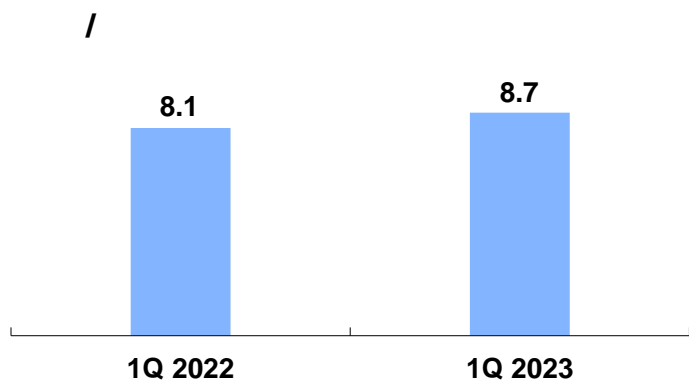
1 =7.10
1 =35.31

1 =7.25





EBIT



2023

2022

6.8476 6.3504

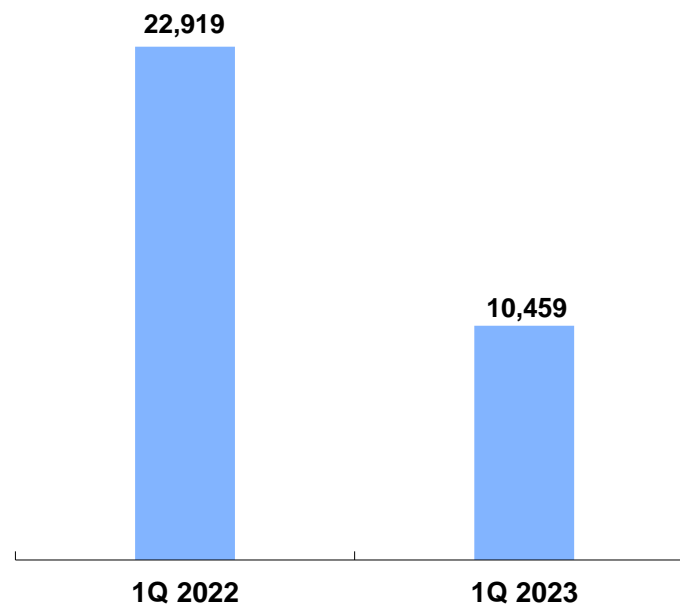
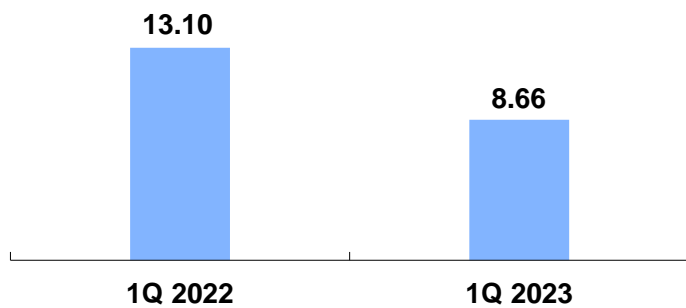
-
-
-

	1Q 2022	1Q 2023	(%)
	64.19	62.24	(3.0)
	37.36	37.30	(0.2)
	16.48	15.16	(8.0)
	15.72	15.58	(0.9)
	5.16	6.56	27.1
	11.79	10.61	(10.0)
	0.95	1.03	0.08

1 =7.35

100%

EBIT





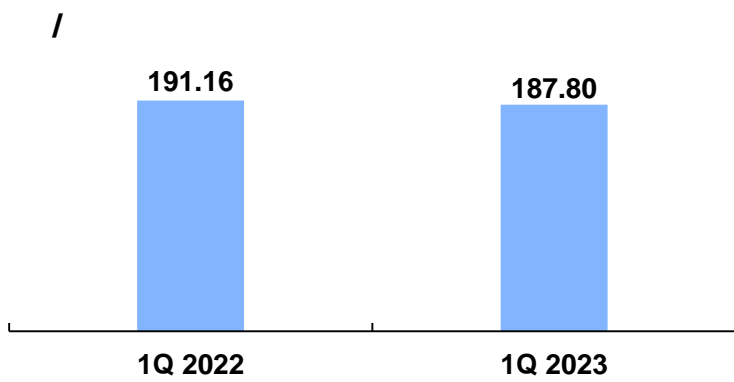
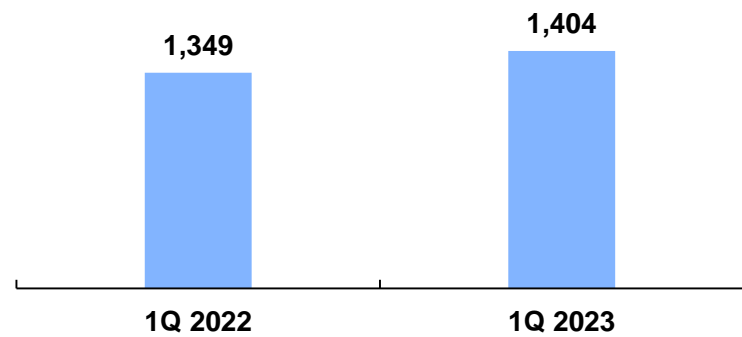
"

"

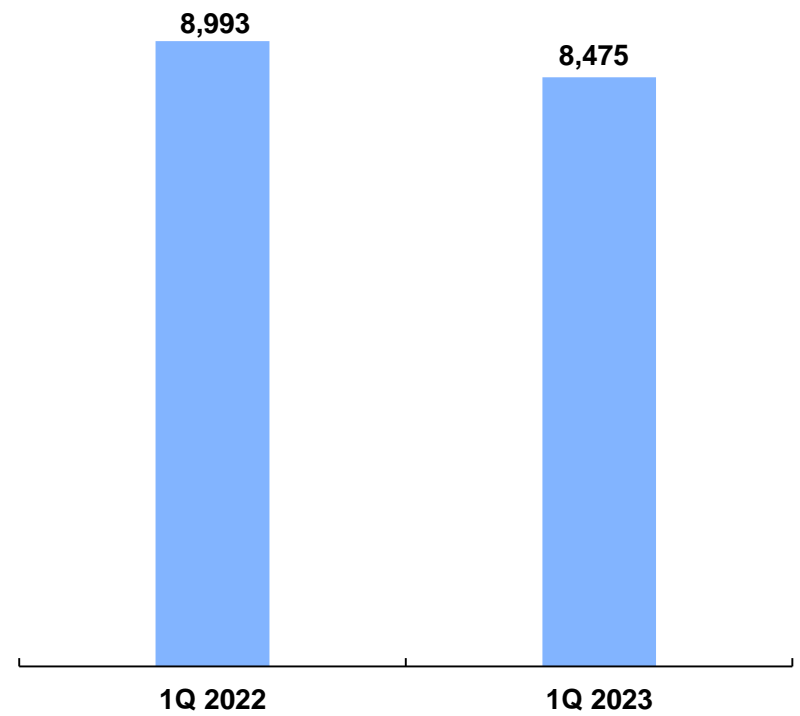
	1Q 2022	1Q 2023	(%)
	51.02	56.16	10.1
	41.06	44.57	8.5
	27.34	29.36	7.4
	13.72	15.21	10.9
/	3,559	3,802	6.8

	2023	3	31
			30,893
			28,350
			2,350
			98

*



EBIT

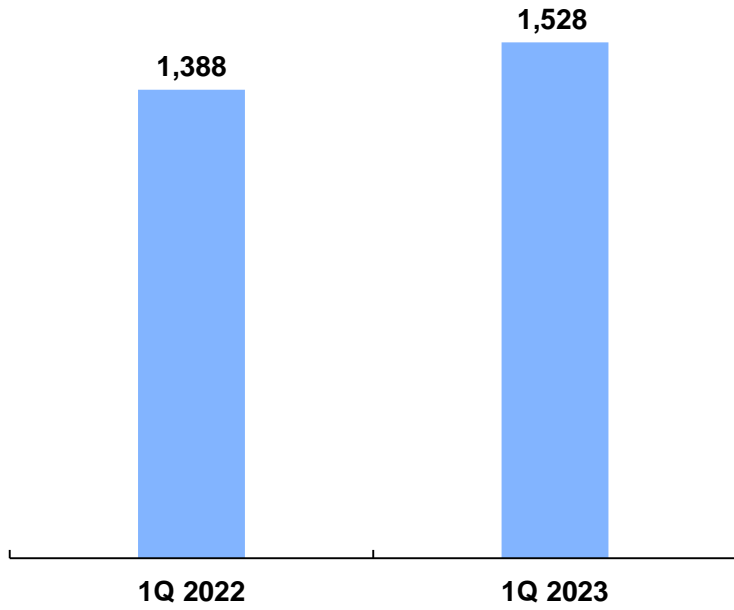




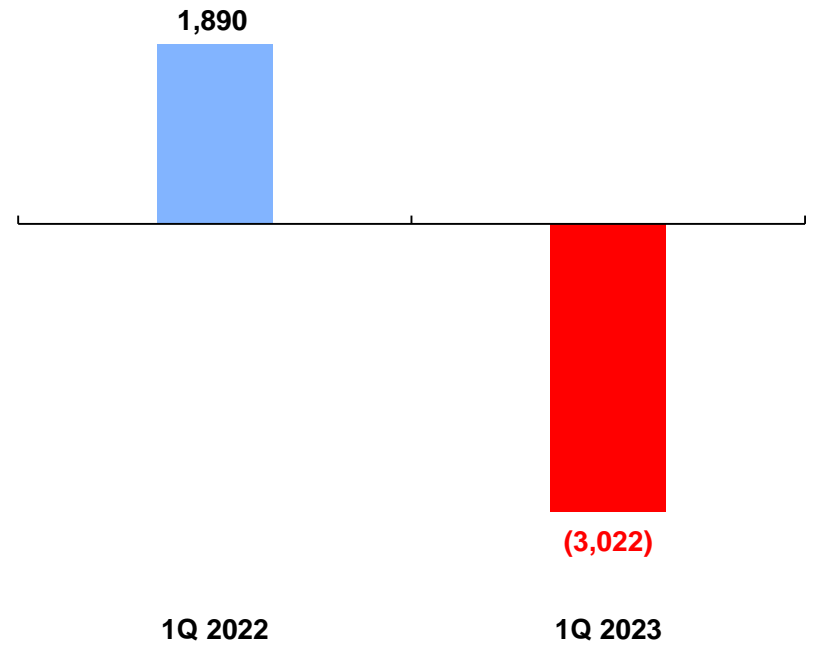
	1Q 2022	1Q 2023	(%)
	3,606	3,347	(7.2)
	4,867	4,816	(1.0)
	353	349	(1.1)
	2,491	2,034	(18.3)
	286	258	(9.8)
	2,064	2,069	0.2

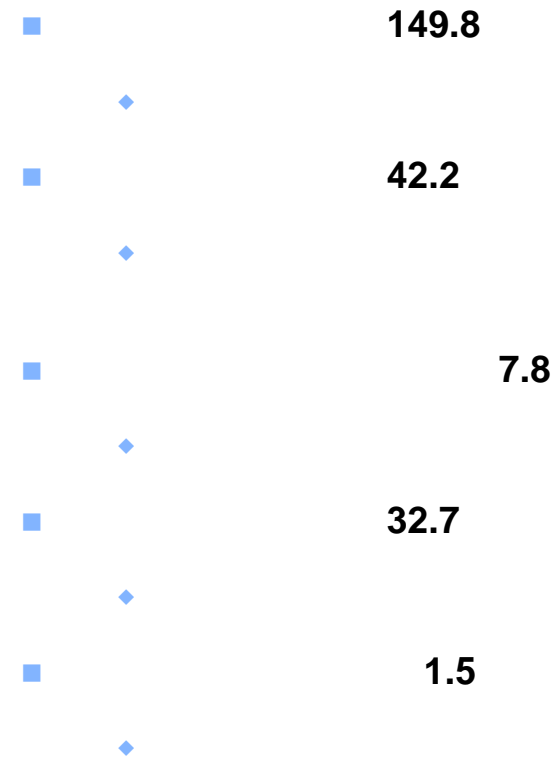
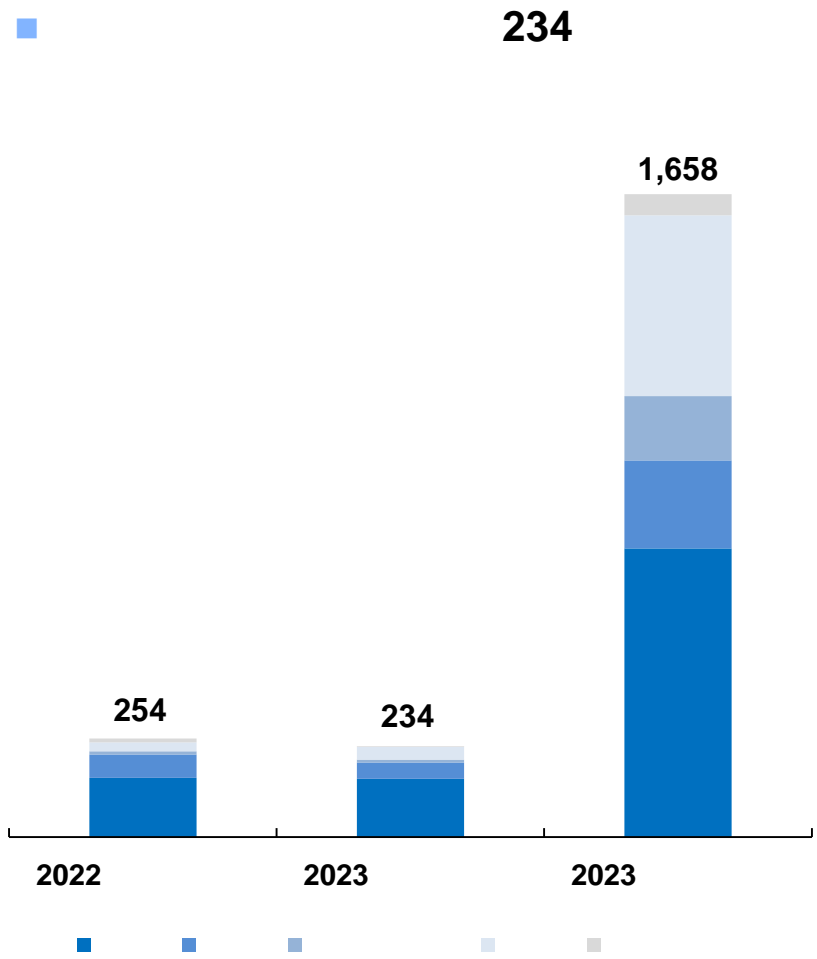
100%

/



EBIT





: **Tel: (8610) 59960028 Fax: (8610) 59960386**
Email: ir@sinopec.com

: **Fax: (852) 28243669**
Email: ir.hk@sinopec.com

www.sinopec.com



中国石化
SINOPEC