




中国石化
SINOPEC

2023

2023 10 27



)

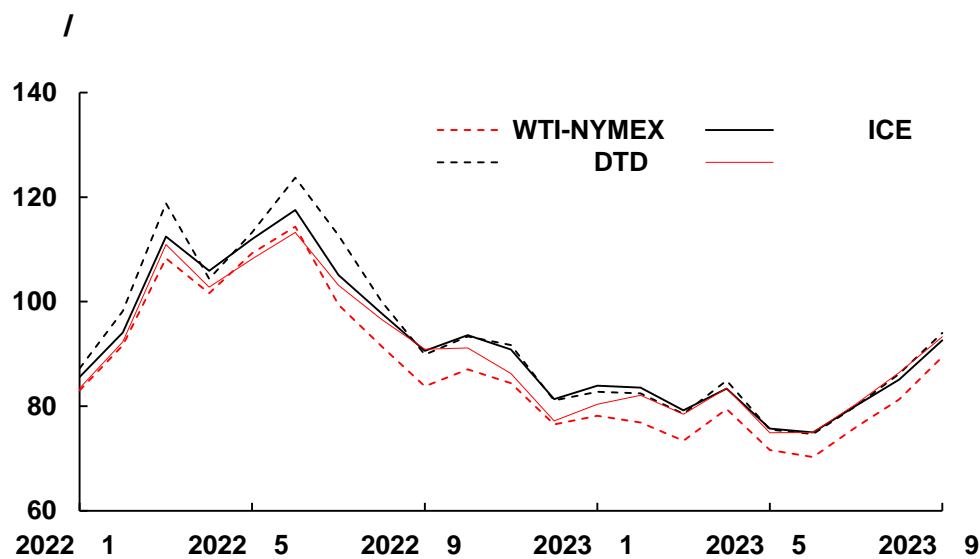
(



2023

-
-
-
-
-

GDP 5.2%



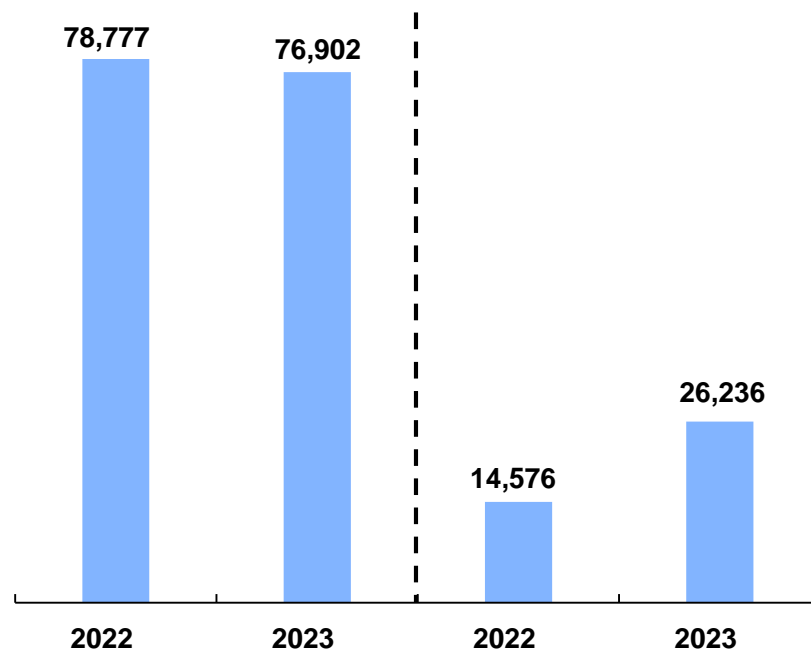
2022	2023	(%)
------	------	-----

2,453,322	2,469,941	0.7
-----------	-----------	-----

78,777	76,902	(2.4)
--------	--------	-------

57,245	52,966	(7.5)
--------	--------	-------

0.473	0.442	(6.6)
-------	-------	-------



	2022 12 31	2023 9 30
	1,951,121	2,084,435
	66,329	95,014
	107,961	198,793
	788,471	798,988
%	51.80	54.25



	2022	2023	%
	59,244	98,309	65.9
	(69,911)	(120,662)	-
	23,877	56,645	137.2

	2022 12 31	2023 9 30	%
	145,052	181,782	25.3





◆ 8 25

◆ 8 28

◆ 2023 10 26 A 4.74 H
2.88



—

-
-
-

8.7%

	2022	2023	(%)
()	363.18	376.15	3.6
()	210.82	210.59	(0.1)
	188.05	188.24	0.1
	22.77	22.35	(1.8)
()	913.81	992.98	8.7

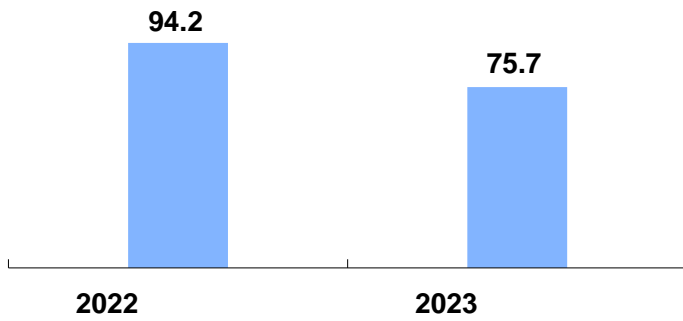
1 =7.10
1 =35.31

1 =7.26

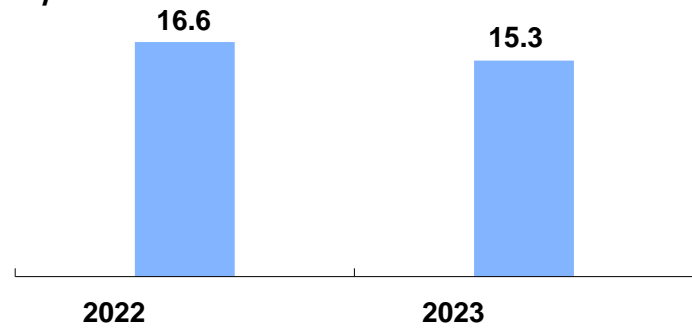


—

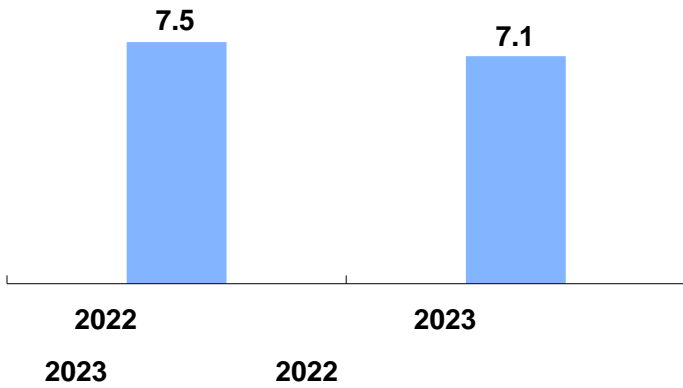
/



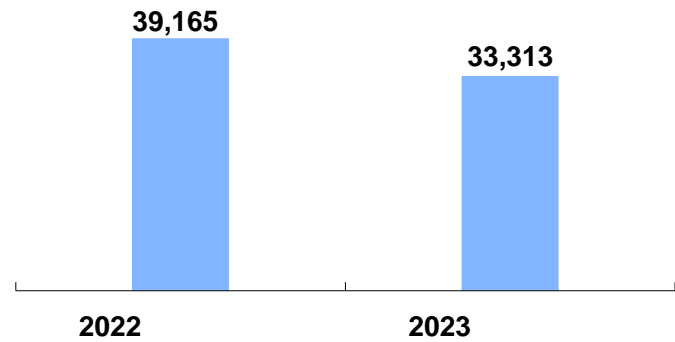
/



/




39,165



7.0148 6.6068



—



	2022	2023	(%)
	180.07	193.74	7.6
	103.07	117.52	14.0
	44.98	47.26	5.1
	44.92	48.45	7.9
	13.17	21.81	65.6
	32.21	32.31	0.3

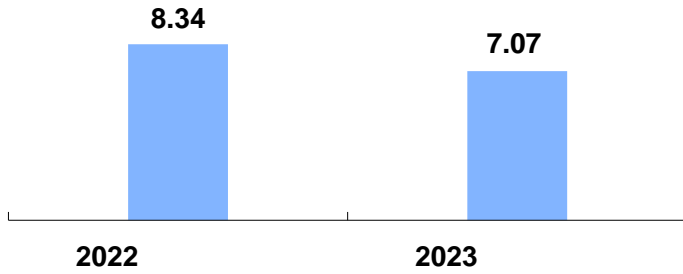
1 =7.35

100%

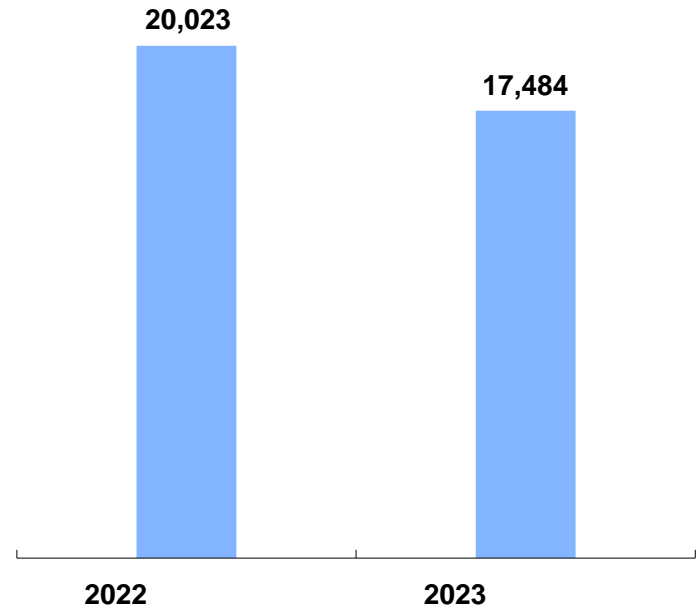
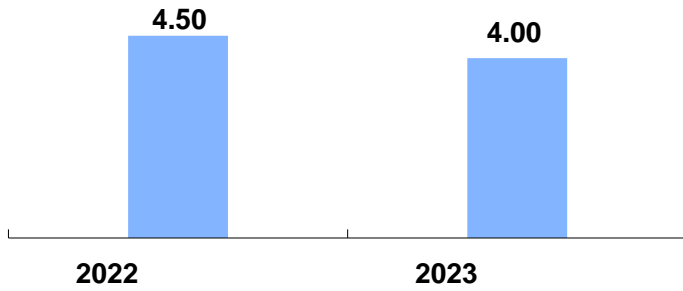


—

/



/



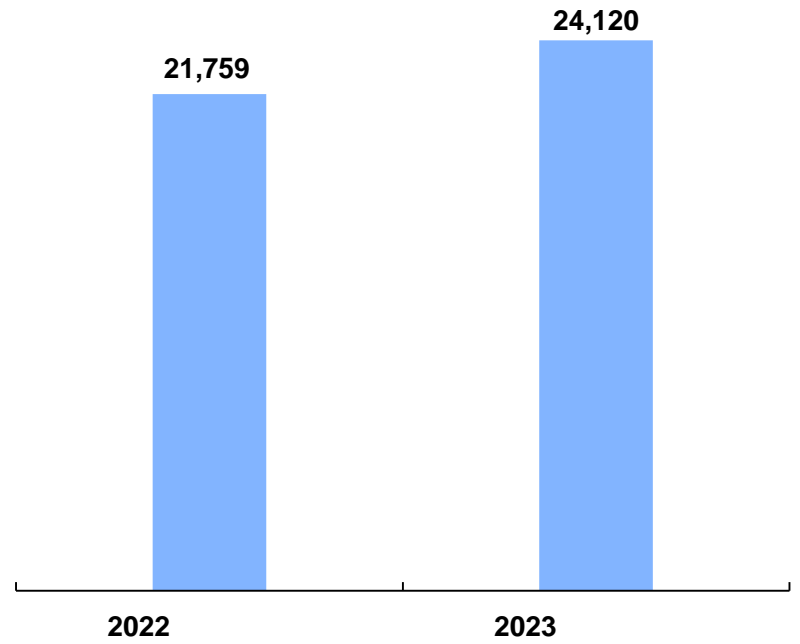
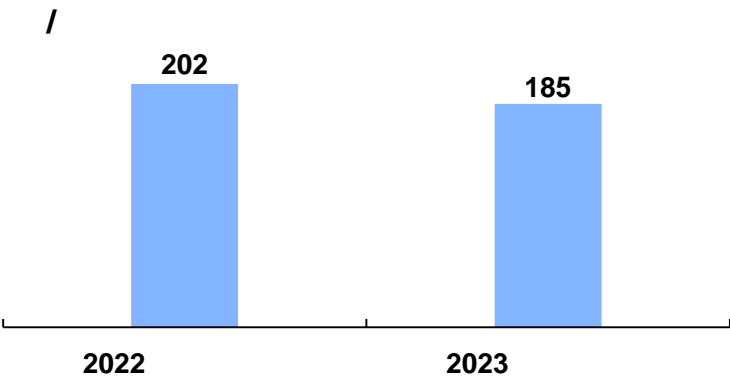
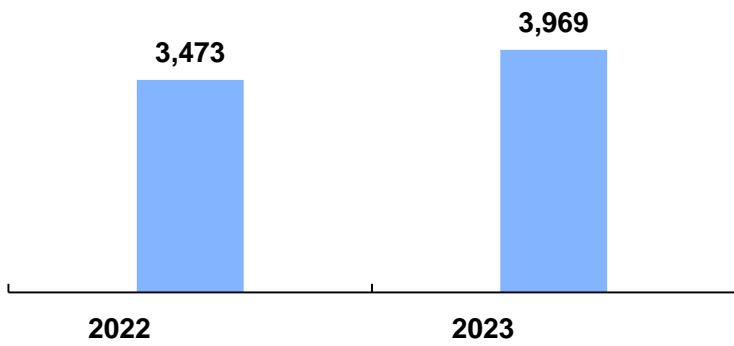
—

-
-
-

	2022	2023	(%)
	151.60	180.55	19.1
	121.99	142.61	16.9
	79.09	91.05	15.1
	42.91	51.56	20.2
/	3,430	3,923	14.4



—



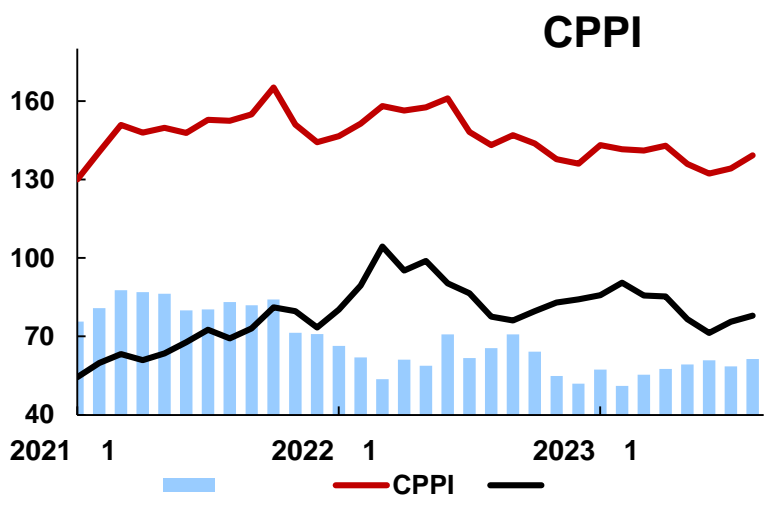
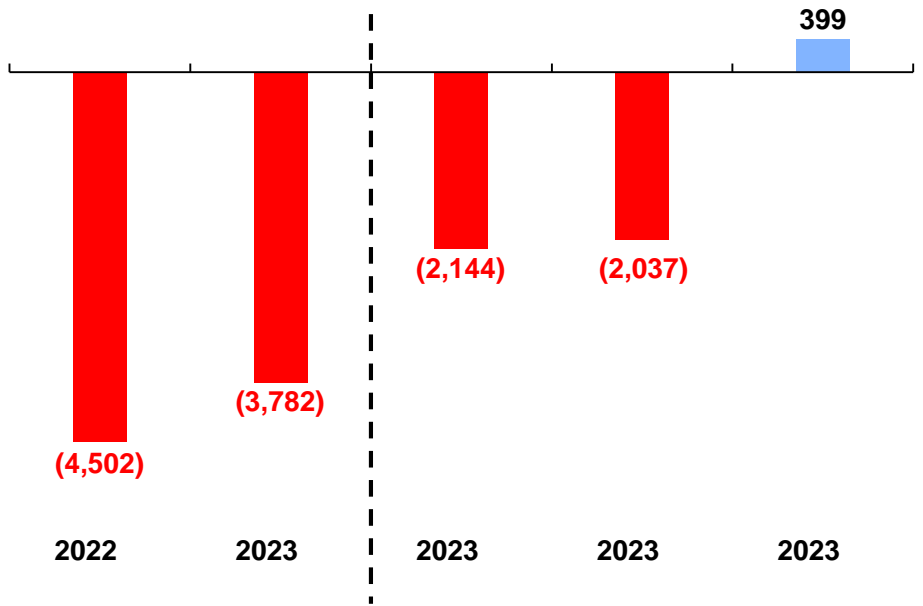
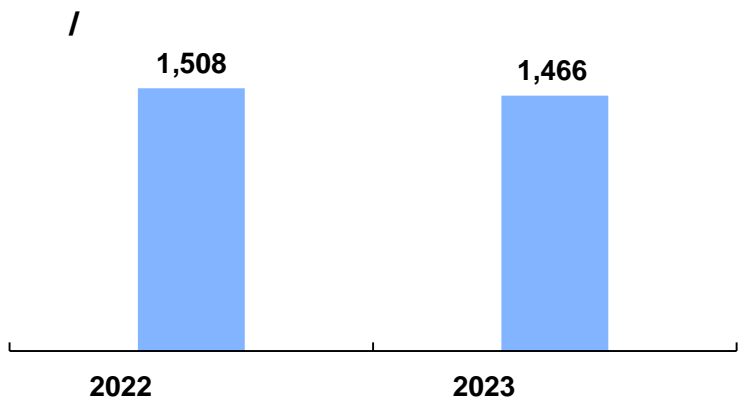
—

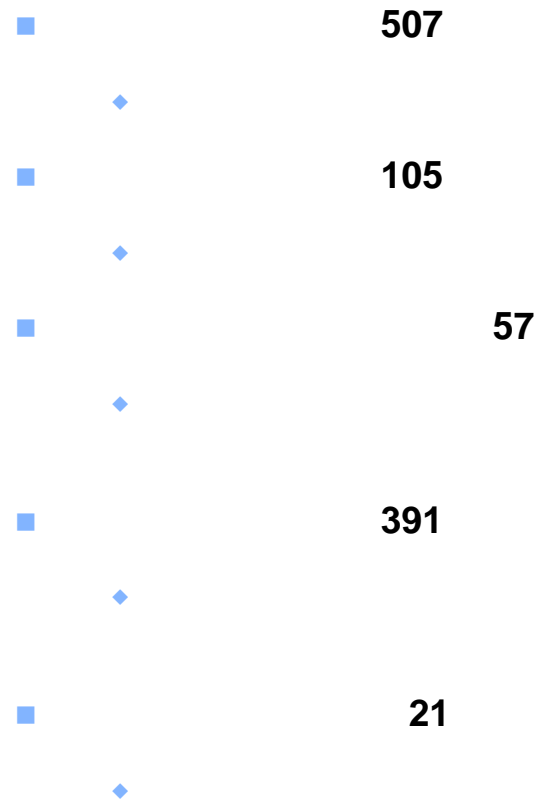
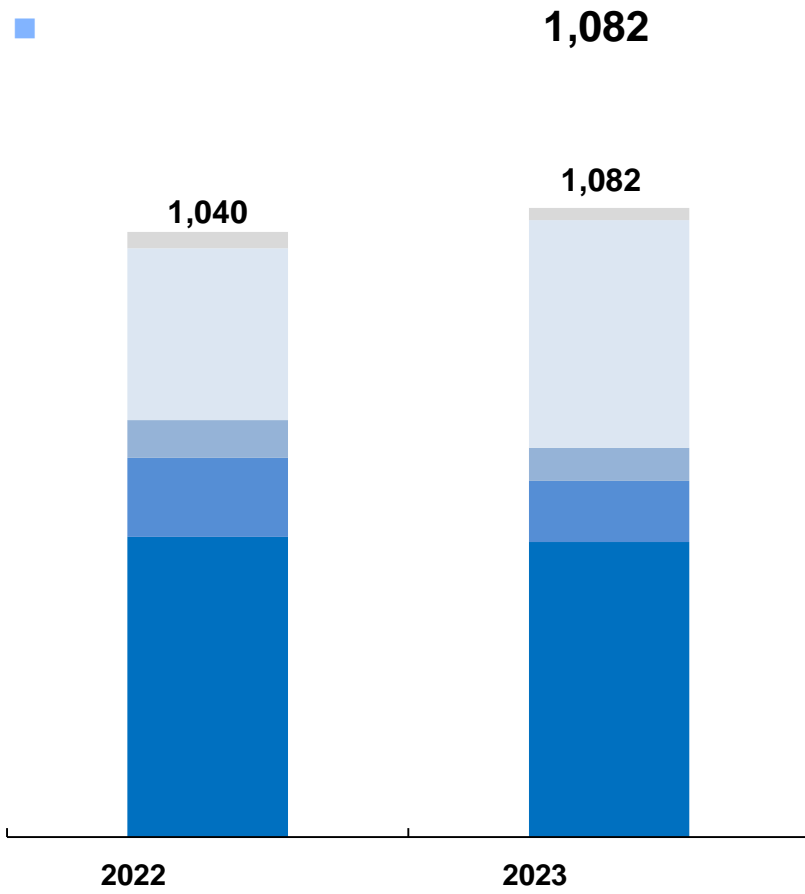
-
-
-

	2022	2023	(%)
	10,002	10,662	6.6
	13,790	15,233	10.5
	936	1,052	12.4
	6,705	5,943	(11.4)
	834	803	(3.7)
	6,040	6,343	5.0

100%







投资者关系

北京: Tel: (8610) 59960028 Fax: (8610) 59960386
 Email: ir@sinopec.com

香港: Fax: (852) 28243669
 Email: ir.hk@sinopec.com

www.sinopec.com



中国石化
SINOPEC