






China Petroleum & Chemical Corporation

2020


1

1.1



2020 6 30

			22
	86-10-59960028	86-10-59960028	86-10-59960028



2

2.1

(1)

	6 30 6		2019	2020
	2020	2019		
				(%)
	1,034,246	1,498,996		(31.0)
/	(22,882)	31,338		
/	(24,404)	30,451		
	39,794	32,918		20.9
	2020 6 30	2019 12 31		(%)
	692,356	739,169		(6.3)
	1,821,639	1,755,071		3.8

(2)

	6 30 6		2019	2020
	2020	2019		
				(%)
/	(0.189)	0.259		
/	(0.189)	0.259		
/	(0.202)	0.252		
(%)	(3.21)	4.28		(7.49)
(%)	(3.42)	4.16		(7.58)

2.2

(1)

	6 30 6		2019	2020
	2020	2019		
				(%)
/	(21,501)	49,138		
/	(21,725)	32,206		
	39,794	32,918		20.9

	2020 6 30	2019 12 31	(%)
	691,363	738,150	(6.3)
	1,821,639	1,755,071	3.8

(2)

	6 30 6		(%)
	2020	2019	
/	(0.179)	0.266	
/	(0.179)	0.266	

3

2020 6 30

563,689

A 557,883

H 5,806

		%		1		
		68.31	82,709,227,393	0	0	
2	H	20.97	25,386,341,835	(1,067,170)		
	A	2.16	2,609,312,057	0	0	
FH002	005L	A	0.60	726,989,268	517,211,788	0
CT001	005L	A	0.60	724,000,421	552,667,328	0
		A	0.53	645,822,451	(393,036,651)	0
		A	0.41	500,621,992	(71,222,328)	0
		A	0.33	405,322,544	(847,104,810)	0
		A	0.27	322,037,900	0	0
	50	A	0.07	90,742,158	(12,339,611)	0

1 2019 12 31

2

553,150,000 H

0.46%

005L FH002

005L CT001

1.11

10.5%

6,719

3,047

2,682

990

	6 30 6		2019	2020	2019	2020	2019	2020
	2020	2019						
	110.95	123.92	(10.5)					
	67.19	78.94	(14.9)					
	26.82	31.33	(14.4)					
	30.47	32.24	(5.5)					
	9.90	15.37	(35.6)					
	19.00	20.04	(5.2)					

100%

2020

10,703

7,775

5,250

40.5%

2.7%

	6 30 6		2019	2020	2019	2020	2019	2020
	2020	2019						
	107.03	126.91	(15.7)					
	77.75	91.77	(15.3)					
	52.50	60.06	(12.6)					
	25.24	31.72	(20.4)					
	3,419	3,916	(12.7)					

	2020		2019	2020	2019	2020	2019
	6 30	12 31					
	30,712	30,696	0.05				
	27,721	27,606	0.42				

2020

67.9%

31.2%

578

e

4,009

	6 30 6		2019 (%)
	2020	2019	
	5,776	6,160	(6.2)
	8,376	8,429	(0.6)
	4,421	5,030	(12.1)
	573	633	(9.5)
	526	529	(0.6)

100%

2020

5.4%

1.1%

COD

2.1%

4.1%

100%

449.90

204.70

95.36

86.46

61.17

2.21

10%

			(%)	(%)	(%)	
	78,929	72,309	3.7	(24.0)	(12.7)	(11.7)
	438,358	350,439	(3.2)	(26.7)	(23.1)	(8.0)
	529,801	492,098	6.9	(23.4)	(23.8)	0.4
	172,199	156,149	8.9	(33.9)	(34.1)	0.2
	484,625	479,336	1.1	(37.1)	(37.5)	0.6
	(669,666)	(674,166)				
	1,034,246	876,165	4.9	(31.0)	(30.6)	(2.9)

= - /

4.2

2020 10,342 31.0%

215 706

2020 2019

	6 30 6		
	2020	2019	
			(%)
	1,034,246	1,498,996	(31.0)
	1,007,999	1,466,833	(31.3)
	26,247	32,163	(18.4)
	(1,055,747)	(1,449,858)	(27.2)
	(837,710)	(1,207,182)	(30.6)

	(24,418)	(24,765)	(1.4)
	(51,294)	(52,684)	(2.6)
	(4,465)	(4,347)	2.7
	(37,890)	(38,221)	(0.9)
	(107,843)	(120,246)	(10.3)
/	7,873	(2,413)	
/	(21,501)	49,138	
	(5,215)	(5,163)	1.0
	73	6,106	(98.8)
/	(26,643)	50,081	
/	5,802	(10,140)	
/	(20,841)	39,941	
	(21,725)	32,206	
	884	7,735	(88.6)

2020

10,080

31.3%

2020

2019

			(%)	()		(%)
	6 30 6			6 30 6		
	2020	2019		2020	2019	
	3,488	2,997	16.4	2,006	3,010	(33.4)
	12,475	13,133	(5.0)	1,360	1,416	(4.0)
	39,799	45,093	(11.7)	6,372	7,484	(14.9)
	35,980	41,480	(13.3)	4,862	5,686	(14.5)
	9,519	13,010	(26.8)	2,892	4,261	(32.1)

	17,109	21,320	(19.8)	3,578	4,664	(23.3)
	4,542	8,291	(45.2)	4,347	5,831	(25.5)
	8,304	7,670	8.3	6,658	7,928	(16.0)
	602	661	(8.9)	6,723	9,063	(25.8)
	647	629	2.9	7,742	9,674	(20.0)

2020

480 11.9%

4.6%

5,490 26.1%

53.1%

4,560 27.5%

83.1

	379	0.9%	
	1,078	10.3%	
101			
	79	103	
2020	215	706	
2020		52	0.5%
2020		266	767
2020		-58	159
2020		9	69
			88.6%
2020		217	539

4.3

	2020 6 30	2019 12 31	
	1,821,639	1,755,071	66,568
	507,980	445,856	62,124
	1,313,659	1,309,215	4,444
	991,453		

	6 30 6		
	2020	2019	
	39,794	32,918	6,876
	(75,541)	(49,073)	(26,468)
/	61,376	(2,945)	64,321
/	25,629	(19,100)	44,729

4.4

138

124

14

5,805

1.3

9,200

+

610

5

1 2019 12 31
 2019 2019 0.19 / 2019
 2020 6 19 2020 6 9
 2019 0.12 / 2019 0.31
 /
 2 2020
 50%
 0.07

6

	2010	2012	2015
	10 02	12 02	15 02
	122052	122150	136040
	2010 5 21	2012 6 1	2015 11 19
	2020 5 21	2022 6 1	2020 11 19
	90	70	40
	-	70	40
%	4.05	4.90	3.70

	0.81	0.77	0.04	
	0.52	0.44	0.08	
	54.37%	50.04%	4.33	
	100%	100%	-	-
	1-6			
EBITDA	3.79	12.20	(8.41)	EBITDA
	100%	100%	-	-

2020 8 28